



PROJECT
 FLOOR DESIGN
 Milestone South Grey - 12"x24"
 Emotion Happy Walnut - 8"x40"
 WALL DESIGN
 Milestone West Black - 12"x24"
 Charme Veined Statuario - 12"x24"

MILESTONE

TILE PERFORMANCE DATA

COLORED BODY PORCELAIN TILE - Rectified Monocaliber

PHYSICAL PROPERTIES	TEST ASTM	NORTH AMERICAN STANDARD A137.1*	RESULTS
Water absorption *	C373	≤ 0.5%	COMPLY WITH ANSI A137.1
DCOF Average dynamic coefficient of friction **	BOT 3000 test	≥ 0.42	≥ 0.42
Resistance to freeze/thaw cycling *	C1026	As reported	RESISTANT
Warpage (edge)	C485	Warpage ± 0.4% or ± 0.05 in	COMPLY WITH ANSI A137.1
Warpage (diagonal)	C485	Warpage ± 0.4% or ± 0.07 in	COMPLY WITH ANSI A137.1
Wedging	C502	± 0.25% or ± 0.03 in	COMPLY WITH ANSI A137.1
Chemical resistance	C650	As reported	UNAFFECTED
Breaking strength	C648	250 lbf or greater	COMPLY WITH ANSI A137.1
Thickness	C499	Range: 0.04 in	COMPLY WITH ANSI A137.1

* Average values referred to our production and related to the matt finish of the product.
 ** As far as values relating to the matt finish of the product and to tests carried out by certified external laboratories whose results are available upon request at Headoffice, we are willing to check the lot you are interested in purchasing.
 - Be sure to use tiles belonging to the same caliber.
 - Test results are available on request.
 - Landmark tiles can be slippery when wet. We recommend to make sure that the surface is always dry.
 - The information provided can be subject to change. Please refer to lcusa.com for the latest, most accurate and up-to-date information.

LEARN MORE ABOUT



www.lcusa.com

LANDMARK
 CERAMICS



MILESTONE
 ARCHITECTURE AND CREATIVITY

LANDMARK
 CERAMICS



PROJECT
 FLOOR DESIGN
 Milestone West Black - 12"x24"
 WALL DESIGN
 Milestone West Black - 12"x24"

MILESTONE

Dynamic and creative stone-look porcelain ceramics dictate the style of residential contemporary architectures. The collection features floors and walls with a bold and minimal appeal: veining, color shades and grain effects of different natural stones create a new contemporary interpretation of the material.



PROJECT

FLOOR DESIGN
Milestone North White - 12"x24"
WALL DESIGN
Milestone West Black - 12"x24"



PROJECT

FLOOR DESIGN
Milestone East Beige - 12"x24" | Mosaic B - 2"x3"
Emotion Happy Walnut - 8"x40"
WALL DESIGN
Milestone East Beige - 12"x24" | Mosaic B - 2"x3"

MILESTONE

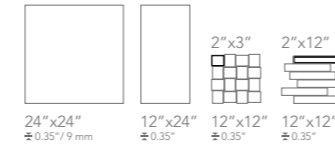
SIZES 24"x24" / 12"x24" / 12"x12"

COLORED BODY PORCELAIN TILE - Rectified Monocaliber

NORTH WHITE



Available sizes



Color Shading



EAST BEIGE



Available sizes



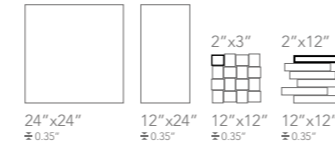
Color Shading



SOUTH GREY




Available sizes



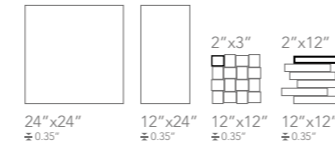
Color Shading



WEST BLACK



Available sizes



Color Shading




SIZES 24"x24" / 12"x24" / 12"x12"

The color of tiles printed in this catalog may differ from actual tiles. Tile color reproductions in this catalog are representative only. Slight tone and shade variations are inherent in porcelain tiles. Before selecting a color, we recommend that you contact your local representative, who will provide you with a sample piece of the requested tile.

This porcelain tile product is manufactured with a V2 shade variation. Remember that the amount of color as well as the texture of each piece may vary from tile to tile. Inspect the product immediately upon delivery and select tiles from many boxes during installation to minimize and blend any possible color difference.

Color Shading



MOSAICS

North White Mosaic B 2"x3" 12"x12"	East Beige Mosaic B 2"x3" 12"x12"	South Grey Mosaic B 2"x3" 12"x12"	West Black Mosaic B 2"x3" 12"x12"	±0.35" / 9 mm
North White Mosaic F 2"x12" 12"x12"	East Beige Mosaic F 2"x12" 12"x12"	South Grey Mosaic F 2"x12" 12"x12"	West Black Mosaic F 2"x12" 12"x12"	±0.35" / 9 mm

TRIM TILES

	COVE BASE 6"x12"	BULLNOSE 3"x24"
NORTH WHITE	•	•
EAST BEIGE	•	•
SOUTH GREY	•	•
WEST BLACK	•	•

RECOMMENDED USE
Milestone is recommended for indoor floors, walls, countertops, and outdoor walls in commercial and residential application. The use of Milestone is not recommended for outdoor application or horizontal exterior surfaces. Landmark recommends an offset no greater than 30%, if a staggered pattern is required for tiles of 20" inches or longer.

CARE AND MAINTENANCE
Do not apply any wax or sealer to the product after installation. Regular cleaning is the best way to keep Milestone tiles looking good. Use clean, hot water (add household cleaner for more aggressive cleaning). Rinse thoroughly and dry with a soft cloth to prevent water spots. Please visit lcusa.com. For further information regarding the care and maintenance of Landmark products.

WARRANTY
Landmark guarantees that its products will meet or exceed the performance specifications set out in ANSI A137.1- 2012 and in the performance specifications section of the Landmark general catalog. For more information, please visit our website at lcusa.com.



PROJECT

FLOOR DESIGN
Milestone South Grey - 12"x24"

INFORMATION